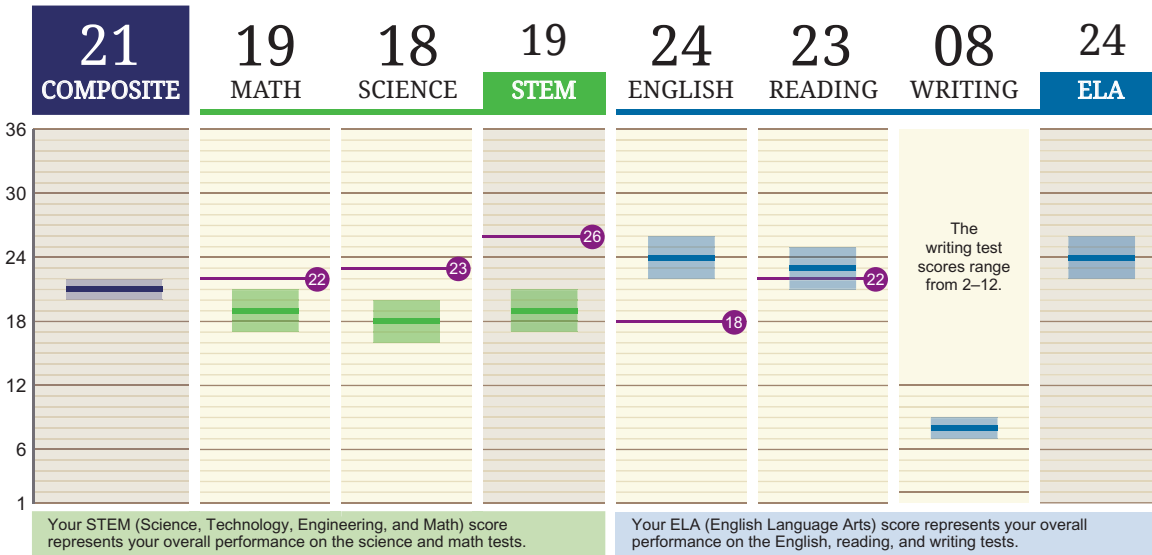


Student Report



Your Score
 Your Score (blue line)
 Your Score Range (blue box)

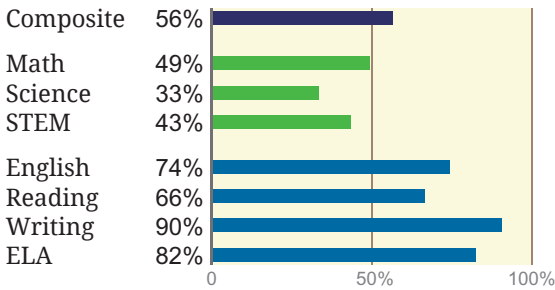
ACT College Readiness Benchmarks
 Readiness Benchmark (purple dot)

If your score is at or above the Benchmark, you have at least a 50% chance of obtaining a B or higher or about a 75% chance of obtaining a C or higher in specific first-year college courses in the corresponding subject area. There are currently no Benchmarks for ELA or writing.

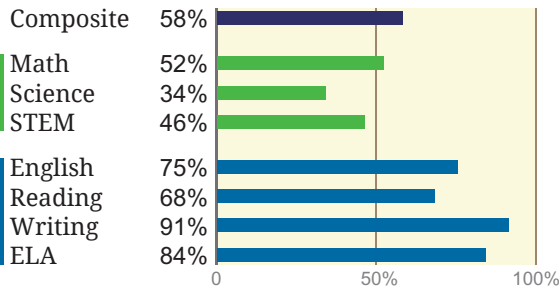
Your Score Range
 Test scores are estimates of your educational development. Think of your true achievement on this test as being within a range that extends about one standard error of measurement, or about 1 point for the Composite and writing scores, and 2 points for STEM, ELA, and the other test scores, above and below your score.

US & State Rank
 Your ranks tell you the approximate percentages of recent high school graduates in the US and your state who took the ACT® test and received scores that are the same as or lower than your scores. For example, a rank of 55 for your Composite score means 55% of students earned that Composite score or below.

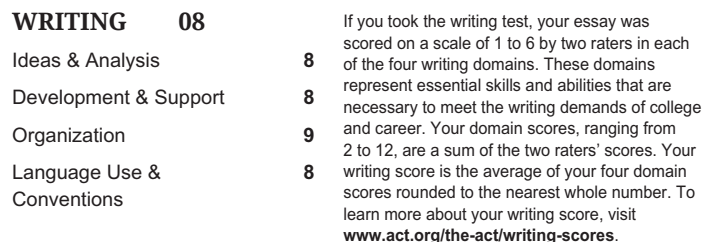
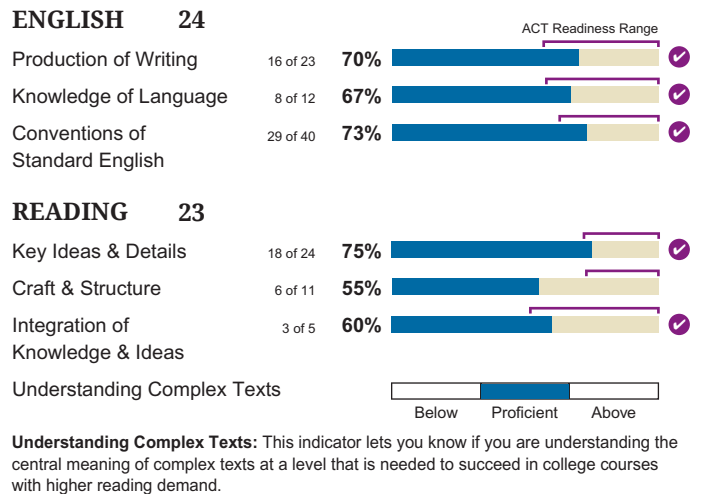
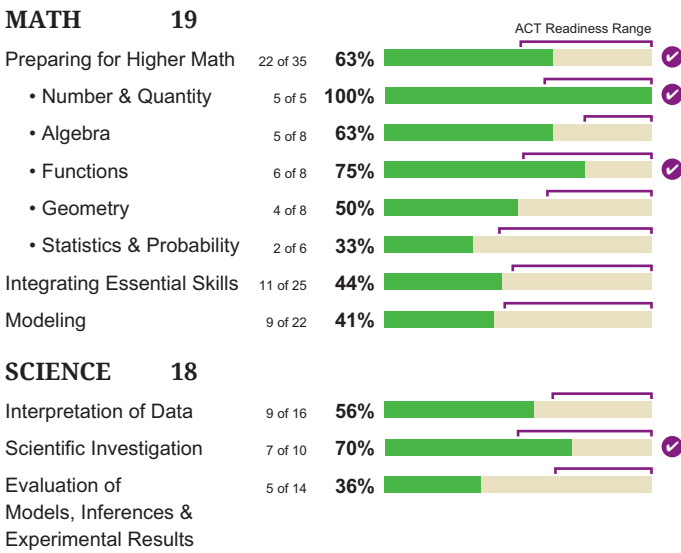
US Rank



State Rank



Detailed Results



ACT Composite Score: ACT math, science, English, and reading test scores and the Composite score range from 1 to 36. For each test, we converted your number of correct answers into a score within that range. Your Composite score is the average of your scores on the four subjects rounded to the nearest whole number. If you left any test completely blank, that score is reported as two dashes and no Composite score is computed.

ACT Readiness Range: This range shows where a student who has met the ACT College Readiness Benchmark on this assessment would typically perform.

Dashes (-) indicate information was not provided or could not be calculated.